

LASCO[®]
Fittings, Inc.

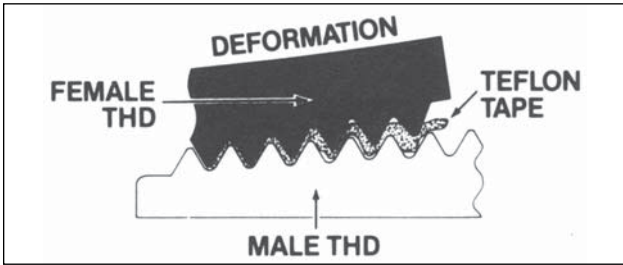
SCHEDULE
80 PVC

List Prices

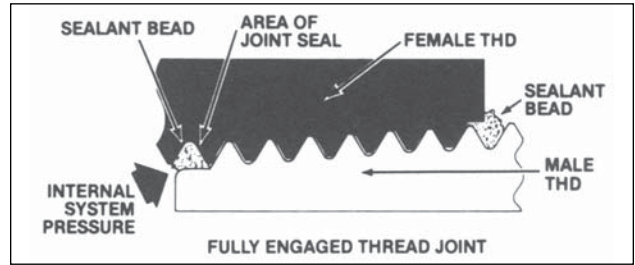
Effective:

October 26, 2009

Why LASCO Recommends Sealant in Threaded Joints

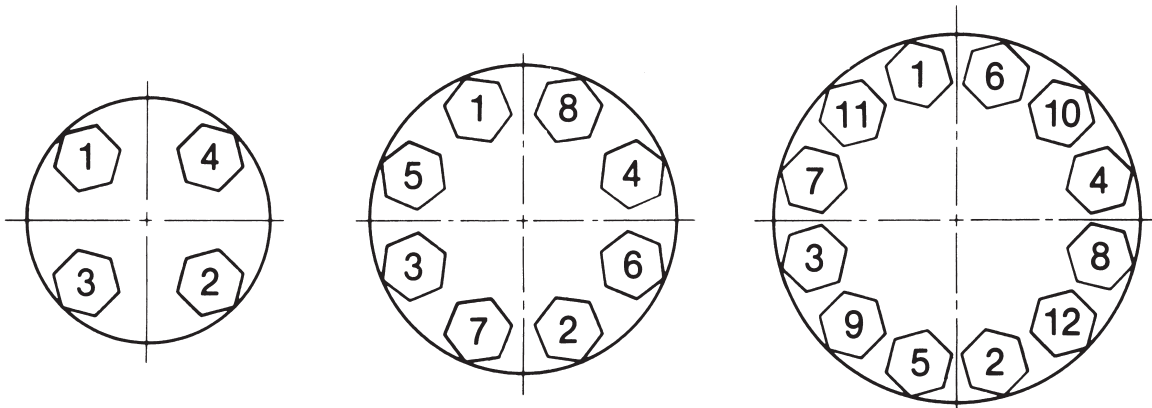


Teflon tape, when compressed between male and female threads in PVC fittings joints, can cause deformation, leading to leakage, and possibly, to cracked female fittings.



Sealant, when compressed between threads, flows outward to achieve an effective seal against leakage in PVC fittings.


Flange Installation Data Gaskets and Bolts





	Size	Bolt Circle Diameter	No. of Bolts	Bolt Size (UNC x Length)	Recommended Torque (Ft./Lbs.)
1. Recommend Gaskets: full face 1/8" thick, elastomeric, 50-70 Shore A hardness	1/2	2.37	4	1/2 - 13 x 1 3/4	15-20
	3/4	2.75	4	1/2 - 13 x 1 15/16	15-20
2. Bolt Threads should be well lubricated.	1	3.12	4	1/2 - 13 x 2	15-20
3. Nut and bolt threads should be free-running during assembly.	1 1/4	3.50	4	1/2 - 13 x 2 1/4	15-20
	1 1/2	3.87	4	1/2 - 13 x 2 3/4	15-20
4. Follow illustrated bolt-tightening sequence.	2	4.75	4	5/8 - 11 x 3	20-30
5. Always use full size flat washers with bolts and nuts.	2 1/2	5.50	4	5/8 - 11 x 3 1/4	20-30
	3	6.00	4	5/8 - 11 x 3 5/8	20-30
	4	7.50	8	5/8 - 11 x 3 3/4	20-30
	5	8.50	8	3/4 - 10 x 3 3/4	25-35
	6	9.50	8	3/4 - 10 x 4 3/8	33-50
	8	11.75	8	3/4 - 10 x 4 3/8	33-50
	10	14.25	12	7/8 - 9 x 4 1/2	53-75
	12	17.00	12	7/8 - 9 x 4 5/8	53-75


NOTE: Flanges conform to ANSI B16.5, Class 150. Socket diameters conform to ASTM D-2467. Recommended working pressure: 150 psi @ 73.4°F. Flanges not NSF listed. Use primer and heavy bodied PVC cement.


Suggested List Price


	PART NO.	SIZE	CARTON	PRICE
		(IN.)	(QTY.)	(EA.)
 (slip x slip x slip)	801-002	1/4	25	8.33
	801-003	3/8	25	8.33
	801-005	1/2	25	8.33
	801-007	3/4	25	8.72
	801-010	1	25	10.93
	801-012	1 1/4	10	29.98
	801-015	1 1/2	10	29.98
	801-020	2	10	37.48
	801-025	2 1/2	5	40.76
	801-030	3	5	50.94
	801-040	4	5	59.02
	801-060	6	4	201.52
	801-080	8	2	467.37


	PART NO.	SIZE	CARTON	PRICE
		(IN.)	(QTY.)	(EA.)
 (slip x slip x slip)	801-101	3/4 x 3/4 x 1/2	25	6.37
	801-130	1 x 1 x 1/2	25	9.22
	801-131	1 x 1 x 3/4	25	9.22
	801-168	1 1/4 x 1 1/4 x 1	15	20.01
	801-210	1 1/2 x 1 1/2 x 3/4	10	20.01
	801-211	1 1/2 x 1 1/2 x 1	10	20.01
	801-212	1 1/2 x 1 1/2 x 1 1/4	10	20.01
	801-247	2 x 2 x 1/2	10	25.36
	801-248	2 x 2 x 3/4	10	25.36
	801-249	2 x 2 x 1	10	25.36
	801-250	2 x 2 x 1 1/4	10	25.36
	801-251	2 x 2 x 1 1/2	10	25.36
	801-290	2 1/2 x 2 1/2 x 1 1/4	5	33.09
	801-291	2 1/2 x 2 1/2 x 1 1/2	5	33.09
	801-292	2 1/2 x 2 1/2 x 2	5	33.09
	801-337	3 x 3 x 1 1/2	5	46.49
	801-338	3 x 3 x 2	5	46.49
	801-420	4 x 4 x 2	5	75.11
	801-422	4 x 4 x 3	5	75.11
801-530	6 x 6 x 3	5	150.09	
801-532	6 x 6 x 4	5	201.52	
801-585	8 x 8 x 6	2	467.37	

	PART NO.	SIZE	CARTON	PRICE
		(IN.)	(QTY.)	(EA.)
 (slip x slip x FIPT)	802-005	1/2	25	13.17
	802-007	3/4	25	17.03
	802-010	1	25	19.93
	802-012	1 1/4	10	21.30
	802-015	1 1/2	10	25.02
	802-020	2	10	30.87
	802-250	2 x 2 x 1 1/4	10	30.87
	802-251	2 x 2 x 1 1/2	10	30.87
	802-291	2 1/2 x 2 1/2 x 1 1/2	5	66.66

	PART NO.	SIZE	CARTON	PRICE
		(IN.)	(QTY.)	(EA.)
 (FIPT x FIPT x FIPT)	805-002	1/4	25	9.62
	805-003	3/8	25	9.62
	805-005	1/2	25	9.62
	805-007	3/4	25	10.71
	805-010	1	25	23.64
	805-012	1 1/4	10	25.06
	805-015	1 1/2	10	30.38
	805-020	2	10	32.66
	805-025	2 1/2	5	118.90
	805-030	3	5	124.18
	805-040	4	5	201.83

	PART NO.	SIZE	CARTON	PRICE
		(IN.)	(QTY.)	(EA.)
 (slip x slip)	806-002	1/4	25	2.95
	806-003	3/8	25	2.95
	806-005	1/2	25	2.95
	806-007	3/4	25	3.77
	806-010	1	25	6.09
	806-012	1 1/4	10	8.13
	806-015	1 1/2	10	8.71
	806-020	2	10	10.54
	806-025	2 1/2	5	24.64
	806-030	3	5	27.69
	806-040	4	5	42.11
	806-060	6	4	119.83
	806-080	8	2	330.29

	PART NO.	SIZE	CARTON	PRICE
		(IN.)	(QTY.)	(EA.)
 (slip x FIPT)	807-005	1/2	25	11.61
	807-007	3/4	25	13.66
	807-010	1	25	14.77
	807-012	1 1/4	10	17.03
	807-015	1 1/2	10	20.31
	807-020	2	10	26.32

	PART NO.	SIZE	CARTON	PRICE
		(IN.)	(QTY.)	(EA.)
 (FIPT x FIPT)	808-002	1/4	25	7.32
	808-003	3/8	25	7.32
	808-005	1/2	25	6.83
	808-007	3/4	25	8.51
	808-010	1	25	10.71
	808-012	1 1/4	10	11.53
	808-015	1 1/2	10	16.37
	808-020	2	10	18.43
	808-025	2 1/2	5	71.77
	808-040	4	5	203.64

Suggested List Price

	PART NO.	SIZE	CARTON	PRICE
		(IN.)	(QTY.)	(EA.)
22½° ELL	865-020	2	10	29.21
	865-030	3	5	74.87



(slip x slip)

Note: Meets ASTM D-2467 socket and wall dimensions, but fitting pattern is not in D-2467. Working pressure rating of 150 P.S.I. Not NSF Standard 14 listed.

	PART NO.	SIZE	CARTON	PRICE
		(IN.)	(QTY.)	(EA.)
30° ELL	815-060	6	8	216.06



(slip x slip)

	PART NO.	SIZE	CARTON	PRICE
		(IN.)	(QTY.)	(EA.)
45° ELL	817-002	1/4	25	10.57
	817-003	3/8	25	10.57
	817-005	1/2	25	5.56
	817-007	3/4	25	8.49
	817-010	1	25	12.73
	817-012	1¼	10	16.21
	817-015	1½	10	19.18
	817-020	2	10	24.85
	817-025	2½	5	52.17
	817-030	3	5	63.50
	817-040	4	5	114.36
817-060	6	4	144.01	
817-080	8	2	312.22	



(slip x slip)

	PART NO.	SIZE	CARTON	PRICE
		(IN.)	(QTY.)	(EA.)
45° ELL	819-005	1/2	25	10.96
	819-007	3/4	25	11.78
	819-010	1	25	14.79
	819-012	1¼	10	22.56
	819-015	1½	10	28.36
	819-020	2	10	42.05
	819-025	2½	5	83.19
	819-030	3	5	133.81
	819-040	4	5	192.01



(FIPT x FIPT)

	PART NO.	SIZE	CARTON	PRICE
		(IN.)	(QTY.)	(EA.)
Cross	820-015	1½	25	72.68
	820-020	2	4	80.97
	820-030	3	5	137.70
	820-040	4	5	239.59



(slip x slip x slip x slip)

	PART NO.	SIZE	CARTON	PRICE
		(IN.)	(QTY.)	(EA.)
Coupling	829-002	1/4	25	8.54
	829-003	3/8	25	8.54
	829-005	1/2	25	5.34
	829-007	3/4	25	7.23
	829-010	1	25	7.43
	829-012	1¼	10	11.32
	829-015	1½	10	12.20
	829-020	2	10	13.10
	829-025	2½	5	32.24
	829-030	3	5	37.04
	829-040	4	5	46.37
	829-060	6	5	99.80
	829-080	8	4	135.82



(slip x slip)

	PART NO.	SIZE	CARTON	PRICE
		(IN.)	(QTY.)	(EA.)
Reducer Coupling	829-101	3/4 x 1/2	25	6.53
	829-130	1 x 1/2	25	9.53
	829-131	1 x 3/4	25	9.53
	829-168	1¼ x 1	10	19.35
	829-210	1½ x 3/4	25	20.26
	829-211	1½ x 1	10	25.02
	829-212	1½ x 1¼	10	25.02
	829-251	2 x 1½	10	22.84
	829-338	3 x 2	5	56.11
	829-422	4 x 3	5	105.70
	829-532	6 x 4	5	215.60
829-585	8 x 6	5	652.99	



(slip x slip)

	PART NO.	SIZE	CARTON	PRICE
		(IN.)	(QTY.)	(EA.)
Coupling	830-002	1/4	25	6.40
	830-005	1/2	25	5.97
	830-007	3/4	25	8.53
	830-010	1	25	9.15
	830-012	1¼	10	11.32
	830-015	1½	10	25.18
	830-020	2	10	26.43
	830-025	2½	5	63.10
	830-030	3	5	74.00
	830-040	4	5	128.13




(FIPT x FIPT)

	PART NO.	SIZE	CARTON	PRICE
		(IN.)	(QTY.)	(EA.)
Female Adapter	835-002	1/4	25	9.03
	835-005	1/2	25	5.00
	835-007	3/4	25	7.43
	835-010	1	25	10.95
	835-012	1¼	10	17.74
	835-015	1½	10	21.74
	835-020	2	10	37.94
	835-025	2½	5	59.90
	835-030	3	5	67.43
	835-040	4	5	115.88




(slip x FIPT)


Suggested List Price

	PART NO.	SIZE	CARTON	PRICE
		(IN.)	(QTY.)	(EA.)
Male Adapter 	836-005	1/2	25	6.24
	836-007	3/4	25	6.88
	836-010	1	25	11.91
	836-012	1 1/4	10	13.93
	836-015	1 1/2	10	20.01
	836-020	2	10	28.94
	836-025	2 1/2	5	32.90
	836-030	3	5	36.52
	836-040	4	5	64.97


(MIPT x slip)

	PART NO.	SIZE	CARTON	PRICE
		(IN.)	(QTY.)	(EA.)
Reducer Bushing (flush style) 	837-052	3/8 x 1/4	25	4.72
	837-072	1/2 x 1/4	25	4.72
	837-073	1/2 x 3/8	25	4.72
	837-101	3/4 x 1/2	25	1.71
	837-130	1 x 1/2	25	4.93
	837-131	1 x 3/4	25	4.93
	837-166	1 1/4 x 1/2	10	7.74
	837-167	1 1/4 x 3/4	10	7.74
	837-168	1 1/4 x 1	10	7.74
	837-209	1 1/2 x 1/2	10	10.54
	837-210	1 1/2 x 3/4	10	10.54
	837-211	1 1/2 x 1	10	10.54
	837-212	1 1/2 x 1 1/4	10	10.54
	837-247	2 x 1/2	10	15.01
	837-248	2 x 3/4	10	15.01
	837-249	2 x 1	10	15.01
	837-250	2 x 1 1/4	10	15.01
	837-251	2 x 1 1/2	10	15.01
	837-289	2 1/2 x 1	10	26.06
	837-290	2 1/2 x 1 1/4	10	26.06
	837-291	2 1/2 x 1 1/2	10	26.06
	837-292	2 1/2 x 2	10	26.06
	837-335	3 x 1	5	41.35
	837-336	3 x 1 1/4	5	41.35
	837-337	3 x 1 1/2	5	41.35
	837-338	3 x 2	5	41.35
	837-339	3 x 2 1/2	5	41.35
	837-420	4 x 2	5	57.26
	837-422	4 x 3	5	57.26
	837-528	6 x 2	5	79.62
	837-530	6 x 3	5	79.62
	837-532	6 x 4	5	79.62
837-585	8 x 6	5	193.68	


(sp x slip)

	PART NO.	SIZE	CARTON	PRICE
		(IN.)	(QTY.)	(EA.)
Reducer Bushing (flush style) 	838-052	3/8 x 1/4	25	4.72
	838-072	1/2 x 1/4	25	4.72
	838-101	3/4 x 1/2	25	3.12
	838-130	1 x 1/2	25	4.93
	838-131	1 x 3/4	25	4.93
	838-166	1 1/4 x 1/2	25	10.00
	838-167	1 1/4 x 3/4	10	10.00
	838-168	1 1/4 x 1	10	10.00
	838-209	1 1/2 x 1/2	10	12.55
	838-210	1 1/2 x 3/4	10	12.55
	838-211	1 1/2 x 1	10	12.55
	838-212	1 1/2 x 1 1/4	10	12.55


(sp x FIPT)

	PART NO.	SIZE	CARTON	PRICE
		(IN.)	(QTY.)	(EA.)
Reducer Bushing (flush style) 	838-247	2 x 1/2	10	15.34
	838-248	2 x 3/4	10	15.34
	838-249	2 x 1	10	15.34
	838-250	2 x 1 1/4	10	15.34
	838-251	2 x 1 1/2	10	15.34
	838-292	2 1/2 x 2	10	32.47
	838-338	3 x 2	5	60.12
	838-339	3 x 2 1/2	5	60.12
	838-420	4 x 2	5	92.36
	838-422	4 x 3	5	92.36
	838-532	6 x 4	5	106.40

(sp x FIPT)

	PART NO.	SIZE	CARTON	PRICE
		(IN.)	(QTY.)	(EA.)
Reducer Bushing (flush style) 	839-052	3/8 x 1/4	25	10.76
	839-072	1/2 x 1/4	25	10.76
	839-073	1/2 x 3/8	25	10.76
	839-098	3/4 x 1/4	25	8.02
	839-099	3/4 x 3/8	25	8.02
	839-101	3/4 x 1/2	25	6.61
	839-128	1 x 1/4	25	12.95
	839-129	1 x 3/8	25	10.35
	839-130	1 x 1/2	25	10.35
	839-131	1 x 3/4	25	10.35
	839-166	1 1/4 x 1/2	10	10.98
	839-167	1 1/4 x 3/4	10	10.98
	839-168	1 1/4 x 1	10	10.98
	839-209	1 1/2 x 1/2	10	13.01
	839-210	1 1/2 x 3/4	10	13.01
	839-211	1 1/2 x 1	10	13.01
	839-212	1 1/2 x 1 1/4	10	13.01
	839-247	2 x 1/2	10	19.06
	839-248	2 x 3/4	10	19.06
	839-249	2 x 1	10	19.06
	839-250	2 x 1 1/4	10	19.06
	839-251	2 x 1 1/2	10	19.06
	839-292	2 1/2 x 2	5	25.82
	839-337	3 x 1 1/2	5	35.07
	839-338	3 x 2	5	35.07
	839-339	3 x 2 1/2	5	35.07
	839-422	4 x 3	5	92.36

(MIPT x FIPT)

	PART NO.	SIZE	CARTON	PRICE
		(IN.)	(QTY.)	(EA.)
Reducer Bushing (flush style) 	845-249	2 x 1	10	19.49

(MIPT x BSP)

Suggested List Price

Cap	PART NO.	SIZE	CARTON	PRICE
		(IN.)	(QTY.)	(EA.)
	847-002	1/4	25	6.79
	847-003	3/8	25	6.79
	847-005	1/2	25	5.23
	847-007	3/4	25	5.51
	847-010	1	25	9.78
	847-012	1 1/4	10	11.81
	847-015	1 1/2	10	11.81
	847-020	2	10	23.31
	847-025	2 1/2	5	47.60
	847-030	3	5	55.70
847-040	4	5	93.93	
847-060	6	4	233.68	
847-080	8	4	300.03	

Cap	PART NO.	SIZE	CARTON	PRICE
		(IN.)	(QTY.)	(EA.)
	848-002	1/4	25	6.53
	848-003	3/8	25	6.53
	848-005	1/2	25	6.53
	848-007	3/4	25	7.32
	848-010	1	25	9.22
	848-012	1 1/4	10	10.98
	848-015	1 1/2	10	12.55
	848-020	2	10	24.64
	848-025	2 1/2	5	49.28
	848-030	3	5	58.02
848-040	4	5	102.17	

Plug	PART NO.	SIZE	CARTON	PRICE
		(IN.)	(QTY.)	(EA.)
	849-005	1/2	50	4.89
	849-007	3/4	50	5.44
	849-010	1	50	6.14
	849-012	1 1/4	25	7.83
	849-015	1 1/2	10	8.59
	849-020	2	10	11.36

Plug	PART NO.	SIZE	CARTON	PRICE
		(IN.)	(QTY.)	(EA.)
	850-002	1/4	25	5.64
	850-003	3/8	25	5.64
	850-005	1/2	25	5.03
	850-007	3/4	25	5.23
	850-010	1	25	6.40
	850-012	1 1/4	10	9.44
	850-015	1 1/2	10	11.48
	850-020	2	10	11.78
	850-025	2 1/2	5	32.90
	850-030	3	5	38.39
850-040	4	5	74.74	

Flange (solid style)	PART NO.	SIZE	CARTON	PRICE
		(IN.)	(QTY.)	(EA.)
	851-005	1/2	25	16.17
	851-007	3/4	25	17.28
	851-010	1	25	19.24
	851-012	1 1/4	10	19.81
	851-015	1 1/2	10	20.26
	851-020	2	10	26.96
	851-025	2 1/2	5	41.61
	851-030	3	5	45.95
	851-040	4	5	58.19
	851-060	6	5	91.49

See NOTE under "Flange Installation Data"

Flange (solid style)	PART NO.	SIZE	CARTON	PRICE
		(IN.)	(QTY.)	(EA.)
	852-005	1/2	25	19.35
	852-007	3/4	25	22.67
	852-010	1	25	24.83
	852-012	1 1/4	10	34.23
	852-015	1 1/2	10	37.36
	852-020	2	10	38.20
	852-025	2 1/2	5	87.83
	852-030	3	5	90.41
	852-040	4	5	169.87

See NOTE under "Flange Installation Data"

Flange	PART NO.	SIZE	CARTON	PRICE
		(IN.)	(QTY.)	(EA.)
	853-005	1/2	25	22.65
	853-007	3/4	25	27.01
	853-010	1	25	36.88
	853-012	1 1/4	10	45.26
	853-015	1 1/2	10	45.26
	853-020	2	10	67.62
	853-025	2 1/2	5	110.18
	853-030	3	5	132.95
	853-040	4	5	165.65
	853-060	6	5	201.27
853-080	8	5	251.94	

See NOTE under "Flange Installation Data"

Flange (loose ring)	PART NO.	SIZE	CARTON	PRICE
		(IN.)	(QTY.)	(EA.)
	854-005	1/2	25	16.15
	854-007	3/4	25	17.27
	854-010	1	10	19.22
	854-012	1 1/4	10	19.80
	854-015	1 1/2	20	20.21
	854-020	2	20	26.91
	854-030FT	3	5	45.93
	854-040FT	4	5	58.11
	854-050FT	5	5	91.41
	854-060FT	6	5	91.41
	854-080FT	8	5	148.85
	854-100FT	10	2	192.70
	854-120FT	12	1	207.77

FT represents FiberTuff ring
See NOTE under "Flange Installation Data"

Flange (loose ring)	PART NO.	SIZE	CARTON	PRICE
		(IN.)	(QTY.)	(EA.)
	856-005	1/2	25	16.23
	856-007	3/4	25	17.40
	856-010	1	25	19.39
	856-012	1 1/4	10	20.00
	856-015	1 1/2	10	20.40
	856-020	2	10	27.12
	856-030FT	3	5	46.30
	856-040FT	4	5	58.59
	856-050FT	5	5	91.40
	856-060FT	6	5	92.15
	856-080FT	8	5	164.86
	856-100FT	10	2	192.70
	856-120FT	12	2	207.77

FT represents FiberTuff ring
See NOTE under "Flange Installation Data"

Suggested List Price

	PART NO.	SIZE	CARTON	PRICE
		(IN.)	(QTY.)	(EA.)
Union (O-Ring type)	896-005	1/2	10	14.67
	896-007	3/4	10	15.50
	896-010	1	10	21.79
	896-012	1 1/4	5	42.29
	896-015	1 1/2	5	44.80
	896-020	2	5	54.79
	896-030	3	5	123.65
	896-168	1 1/4 x 1	5	57.67



(slip x MIPT)

Pressure Rated at 235 p.s.i. at 73.4° F.
Unions are listed as NSF 61.

	PART NO.	SIZE	CARTON	PRICE
		(IN.)	(QTY.)	(EA.)
Union (O-Ring type)	897-002	1/4	10	20.45
	897-003	3/8	10	20.45
	897-005	1/2	10	10.72
	897-007	3/4	10	13.91
	897-010	1	10	15.87
	897-012	1 1/4	5	31.53
	897-015	1 1/2	5	35.71
	897-020	2	5	48.40
	897-030	3	5	90.13



(slip x slip)

Pressure Rated at 235 p.s.i. at 73.4° F.
Unions are listed as NSF 61.

	PART NO.	SIZE	CARTON	PRICE
		(IN.)	(QTY.)	(EA.)
Union (O-Ring type)	898-005	1/2	10	12.70
	898-007	3/4	10	17.79
	898-010	1	10	23.65
	898-012	1 1/4	5	45.12
	898-015	1 1/2	5	55.87
	898-020	2	5	85.96
	898-030	3	5	218.05
	898-040	4	4	256.23



(FIPT x FIPT)

Pressure Rated at 235 p.s.i. at 73.4° F.
Unions are listed as NSF 61.

	PART NO.	SIZE	CARTON	PRICE
		(IN.)	(QTY.)	(EA.)
Union (O-Ring type)	899-005	1/2	10	13.33
	899-007	3/4	10	18.65
	899-010	1	10	24.80
	899-012	1 1/4	5	47.38
	899-015	1 1/2	5	58.64
	899-020	2	5	90.28



(slip x FIPT)

Pressure Rated at 235 p.s.i. at 73.4° F.
Unions are listed as NSF 61.

	PART NO.	SIZE	CARTON	PRICE
		(IN.)	(QTY.)	(EA.)
Union O-Ring (Current style)	80115	1/2	1	2.21
	80118	3/4	1	2.44
	80215	1	1	2.99
	80221	1 1/4	1	5.14
	80223	1 1/2	1	5.66
	80227	2	1	5.66
	80235	3	1	12.86



Viton

	PART NO.	SIZE	CARTON	PRICE
		(IN.)	(QTY.)	(EA.)
Union O-Ring (Prior to 2004)	80213	1/2	1	2.21
	80216	3/4	1	2.44
	80222	1	1	2.99
	80225	1 1/4	1	5.14
	80227	1 1/2	1	5.66
	80231	2	1	6.94
	80240	3	1	12.86



Viton

	PART NO.	SIZE	CARTON	PRICE
		(IN.)	(QTY.)	(EA.)
Wye	875-020	2	10	90.38
	875-040	4	4	400.01
	875-060	6	4	491.74
	875-080	8	1	988.91



(slip x slip x slip)

	PART NO.	SIZE	CARTON	PRICE
		(IN.)	(QTY.)	(EA.)
Reducing Wye	876-532	6 x 6 x 4	5	374.78



(slip x slip x slip)

	PART NO.	SIZE	CARTON	PRICE
		(IN.)	(QTY.)	(EA.)
Reducing	882-101	3/4 x 1/2	50	**



**See Nipple Price List (discounts will vary)

TBE Nipple (MIPT x MIPT)

FIPT Female Iron Pipe Thread
MIPT Male Iron Pipe Thread
slip Solvent Cement Socket
sp Spigot
T.B.E. Threaded Both Ends

LASCO[®]

Fittings, Inc.

Headquarters

P.O. Box 116
414 Morgan Street
Brownsville, TN 38012
731/772-3180
800/776-2756
Fax: 731/772-0835

Service Centers

6131 Knott Avenue
Buena Park, CA 90620
714/690-9679
800/995-2726
Fax: 714/736-1780

4780 Holly Street, Unit A
Denver, CO 80216
303/388-7204
888/388-5450
Fax: 303/388-7199

6800 Kingspointe Parkway, Suite 400
Orlando, FL 32819-8588
407/206-5705
800/437-3155
Fax: 407/515-6542

245 East Lies Road
Carol Stream, IL 60188-9421
630/597-0150
888/995-7414
Fax: 630/597-0156

325 Lasley Avenue
Wilkes Barre, PA 18706-1424
570/301-1170
800/882-5462
Fax: 570/301-1176

1600 Kelly Blvd., Suite 130
Carrollton, TX 75006
972/417-0073
800/642-8104
Fax: 972/417-9733

8212 South 228th Street
Kent, WA 98032
425/272-0990
888/285-2726
Fax: 425/272-0995

Printed in U.S.A.
L11-80P-5M 10/09
©2009 LASCO Fittings, Inc.

Limited Warranty

LASCO Fittings, Inc. products are warranted to be free from manufacturing defects in materials and workmanship. They are warranted against rot, rust, and electrolytic corrosion for a period of three years from date of installation. If LASCO products prove defective due to manufacturing defects in material or workmanship during that period, the manufacturer will provide new replacement units of the same type and size. No remedy will be granted under this warranty if LASCO products are not used strictly in accordance with LASCO's directions with respect to use and storage or if the products have been modified in any way. THE MANUFACTURER'S LIABILITY UNDER EXPRESSED OR IMPLIED WARRANTY OR FOR ANY REASON IS LIMITED TO FURNISHING REPLACEMENT UNITS OR GRANTING A CREDIT FOR DEFECTIVE UNITS. NO LABOR EXPENSE OR CONSEQUENTIAL DAMAGES WILL BE PAID BY LASCO. THIS WARRANTY IS IN LIEU OF ALL OTHER GUARANTEES AND WARRANTIES, EXPRESSED OR IMPLIED, INCLUDING BUT NOT LIMITED TO, WARRANTIES OF MERCHANTABILITY AND FITNESS FOR PURPOSE, EXCEPT FOR ANY WARRANTIES IMPLIED BY LAW FOR NONCOMMERCIAL CONSUMERS. ANY SUCH WARRANTIES ARE LIMITED TO THE DURATION OF THIS WRITTEN WARRANTY.

**DO NOT USE LASCO FITTINGS FOR COMPRESSED AIR OR GASES.
DO NOT TEST PVC PIPING SYSTEMS WITH COMPRESSED AIR OR GASES.
DO NOT USE FITTINGS WITH LIQUIDS NOT RECOMMENDED BY LASCO.
MODIFICATIONS OF FITTINGS VOID THE WARRANTY.**

STANDARDS AND SPECIFICATIONS – Schedule 80

ASTM D-1784 – Rigid Poly (Vinyl Chloride) (PVC) Compounds and

Chlorinated Poly (Vinyl Chloride) (CPVC) Compounds.

ASTM D-2464 – Threaded Poly (Vinyl Chloride) (PVC) Plastic Pipe Fittings, Schedule 80.

ASTM D-2467 – Socket Type Poly (Vinyl Chloride) (PVC) Plastic Pipe Fittings, Schedule 80.

ASTM F-1970 – Standard Specification for Special Engineered Fittings,

Appurtenances or Valves for use in Poly (Vinyl Chloride) (PVC) or Chlorinated Poly (Vinyl Chloride) (CPVC) Systems.

MATERIAL – LASCO Schedule 80 Fittings are produced from PVC

Type 1, Cell Classification 12454-B. O-Rings are produced from a fluorocarbon elastomer (VITON).

LISTINGS – NSF (National Sanitation Foundation) for potable water services.

Standard Terms and Conditions of Sale

1. **Terms:** 2% 35 days, net 45 days.
2. **Freight:** FOB LASCO warehouses. Prepaid on orders totaling \$1500 net for one shipment to single destination within the contiguous United States.
3. **Minimum Order:** \$50 net. Smaller orders billed at this minimum charge.
4. **Claims** for shipping errors must be made within 15 days to LASCO. Claims for damage or shortages should be directed promptly to the common carrier by the consignee.
5. **Returns** will be accepted only by prior authorization and if shipped freight prepaid. Returned merchandise subject to a MINIMUM 20% handling/restocking charge.
6. **Pricing** is subject to change without prior notice. However, prior notification will be given in the event of price changes in the period between order placement and scheduled shipment.
7. **Offer** to sell is not implied by possession of this or other LASCO price lists.



Visit our worldwide website
<http://www.lascofittings.com>